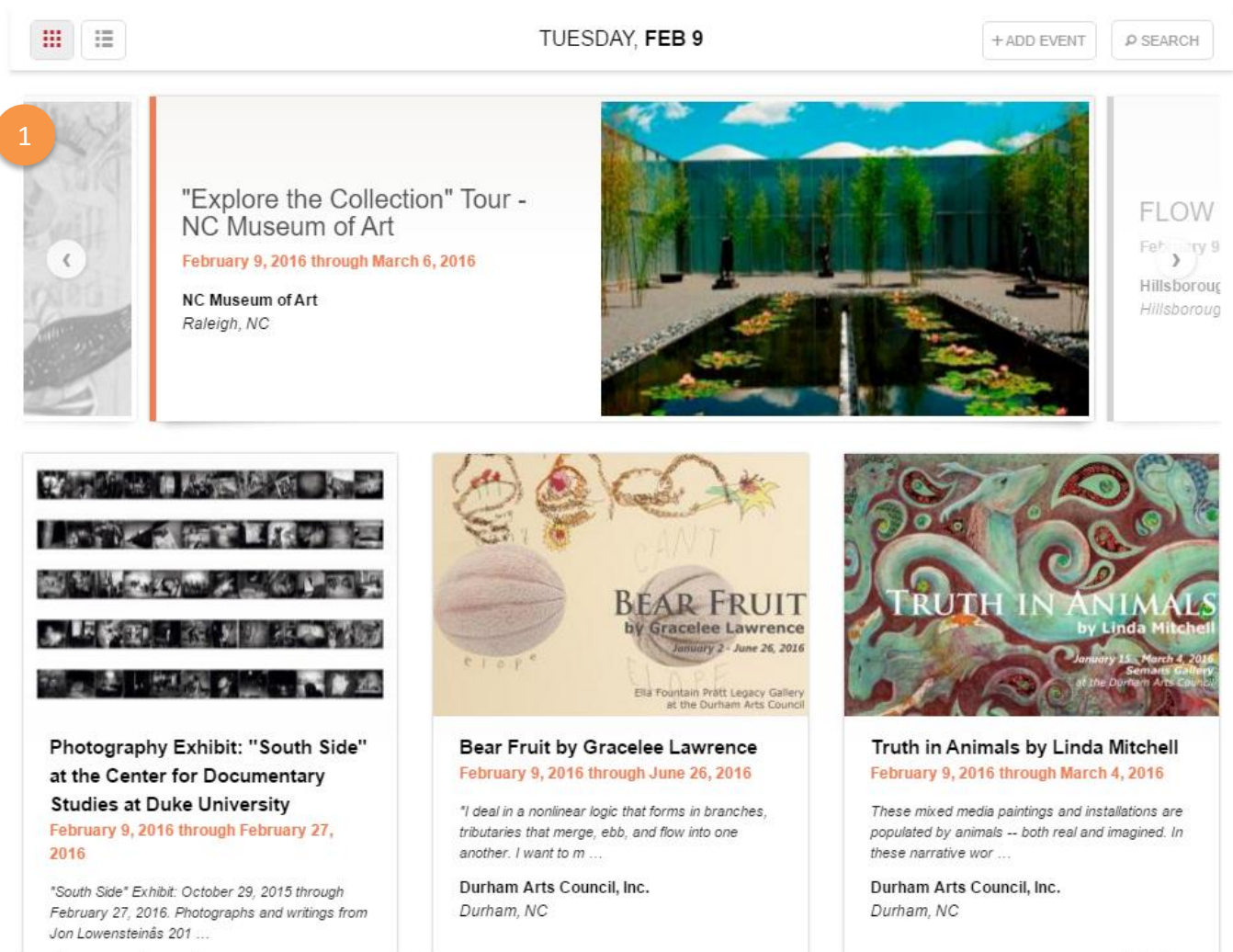





FEATURE UPGRADE

Based upon our partner's input, we have updated the FEATURE SCROLL on your calendar. Thus, how you load ad units into the EverWondr Admin panel will change slightly. The new process makes it even more simple to attach your ad units to existing content and showcase what's going on in your area.

Here's what you need to know:



- 1 The Feature Scroll at the top of the calendar will randomly pick three or more items from your approved calendar content to showcase.



2


You can add Features to the scroll through the AD UNITS area of the EverWondr admin panel.

There are two types of ad units: **Feature Standard** and **Feature Custom**.

- **Feature Standard** units will tie the ad unit directly to an event and will use the image loaded with the event to automatically create the ad. No additional image upload is needed.
- **Feature Custom** units allow you to upload a custom jpeg graphic to fill the display space. Images must be jpeg only and can be linked to outside content.



FEATURE UPGRADE

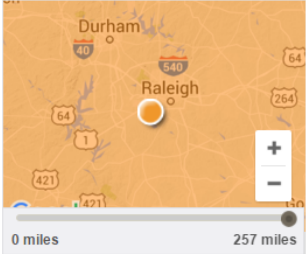


ACTIVE AD UNITS ▾ Search Fields Hide Show

Keyword State

Start Date Plugin

Email Ad Type



0 miles 257 miles

2 Ad Units

3

Ready to Upload | Scheduled | Currently Active

| <input type="checkbox"/> | Title | Content | # Of Units | Actions |
|--------------------------|--------------------|----------|------------|-----------------|
| <input type="checkbox"/> | Feature Custom ↻ | Calendar | 1 | Please Choose ▾ |
| <input type="checkbox"/> | Feature Standard ↻ | Calendar | 1 | Please Choose ▾ |

Showing 10 | 25 | 50 | 100 1 ▾ of 1


3

In AD UNITS there are now three tab areas:


- READY TO UPLOAD contains empty ad spaces that are ready for you to use.
- SCHEDULED contains ad units that are scheduled to display at a later date.
- CURRENTLY ACTIVE contains ad spaces that are currently live on the Network.



FEATURE UPGRADE



everwondr

Ad Units 

[Back](#)

Editing Ad Unit #15991

Visits: 0 Impressions: 0

4

Feature Standard

(Subscription)

Selected Content

Start typing the name of the content

of Days

Start Date

SAVE

SAVE & CLOSE


4

Feature Standard Upload:


- When loading a Feature Standard unit, simply type the name of the event and it will be instantly linked to that content.
- From there the ad unit will automatically be created with the images and text that were uploaded for the event.
- You can now pick the date you would like it to be active on the Feature Scroll.
- All ad units loaded by partners **will NOT go into PENDING** for approval. They will go live on the day you schedule.



FEATURE UPGRADE



everwondr

Ad Units 

 Back

Editing Ad Unit #15997

Visits: 0 Impressions: 0

5

Feature Custom

(Subscription)

Enter a Title

of Days

Start Date

Custom Photo (700 x 240)

 Change

Link Image To

SAVE

SAVE & CLOSE

5

Feature Custom Upload:

- When loading a Feature Custom unit, simply upload a jpeg image sized 700x240.
- Add a URL where you want to link the unit.
- You can now pick the date you would like it to be active on the Feature Scroll.
- All ad units loaded by partners **will NOT go into PENDING** for approval. They will go live on the day you schedule.